

2

3

4

5

6

7

REVISION DATA		
REV	DESCRIPTION	DATE
A0	NEW DRAWING	16-5-15

Technical Data

Material:

Pin(outer sleeve):Brass, machined CuZn38Pb2

Plating(outer sleeve):

Tin Plated:2μm/80μm²Ni, 5μm/200μ²Sn

Gold Plated:2μm²/80μm²Ni, 0.8μ² gold

Plating(Contact):2μm/80μ²Ni, gold or Tin plated

Insulator:PPS UL94V-0

Clip(Contact 4 Flinger):Beryllium copper,heat treated

Electrical:

Current rating:3Amps/contact max.

Contact resistance: ≤4mΩ/contact

Insulation resistance: ≥1000MΩ at V=100V

Operating voltage:60VAC/DC

Mechanical:

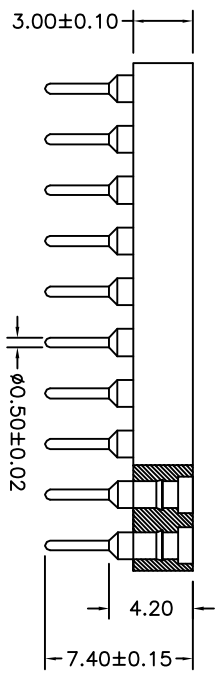
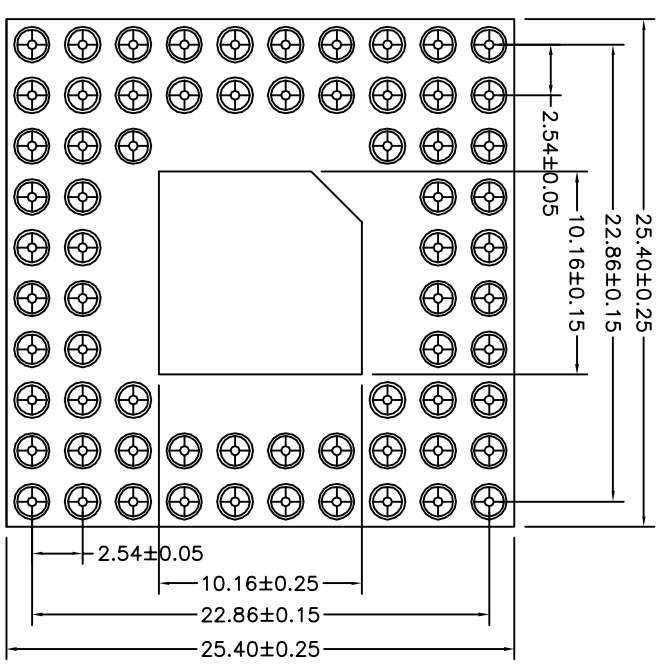
Average Insertion force with steel pin of ∅0.432: <250g

Average withdrawal force with steel pin of ∅0.432: >70g

Mechanical life cycle:min 200

Operating temperature:-40 ° C to+105 ° C

Soldering temperature:+255 ° C



QZT	X	X	XXX	X	XX	XXXX	X
Pitch(mm) A=2.54X2, 54 B=2.54X1, 27 C=1.27X1, 27	Angel Options P=PA C1=PLCC-SMT C2=PLCC-DIP	No. of Positions XXX positions 068=68PIN	Pin plated T1=Tin 150u" T2=Tin 200u" G1=G/F G2=Gold 3u" G3=Gold 10u" G4=Gold 15u" G5=Gold 30u"	CLIP plated T1=Tin 150u" T2=Tin 200u" G1=G/F G2=Gold 3u" G3=Gold 10u" G4=Gold 15u" G5=Gold 30u"	Pin Length Options 07/40=7, 40mm	Specifications A=Public seat B=Female seat	

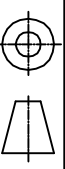
dzconn 东莞市启之泰电子科技有限公司

启之泰

TOLERANCE

X, XXX	±0.05
X, XX	±0.15
X, X	±0.20
X, .X	±0.30
ANGLE	±5.0°

PROJECTION



DATE: 2016-5-15

DRAWN: TANG-S-G

CHECKED:

APPROVED:

TITLE:

Pin grid array sockets
2.54x2, 54mm 68PIN

PART NO: QZTA-P068XXXX0740B

DRAWING NO: 2016051505

REV: A0	UNIT: mm	SCALE: 1:1	SIZE: A4	PAGE: 1/2
---------	----------	------------	----------	-----------

1 2 3 4 5 6 7